

daplast

SEATING IS OUR GAME

The background of the entire page is a photograph of rows of blue folding stadium seats, viewed from a slightly elevated angle, receding into the distance.

Sittem Folding Seats

Sitem

Folding Seats

GENERAL DESCRIPTION

Folding seat for general public stands and VIP areas, recommended for high-level sports facilities due to its design and comfort.

With balanced design lines, Sitem seat guarantees comfort and freedom of movement thanks to its large dimensions, which optimise the spectator's personal space.

SITEM seat and its accessories are fixed on a rail that allows a very wide range of configurations (depending on the space available in the row), increasing the customization options in the grandstand.

Level 4

Severe public use according to

UNE-EN13200 regulation

Recommended in:

Football stadiums
Arena and Sports Pavilions
Auditoriums and Leisure Venues



INSTITUTO DE
BIOMECAICA
DE VALENCIA



FIBA
APPROVED
EQUIPMENT



TECHNICAL DESCRIPTION

Seat and backrest blocks are manufactured by blow moulding in copolymer polypropylene and UV stabilizing additives. Side structures are manufactured by injection moulding in polyamide reinforced with fiberglass. The seat is folded thanks to the action of two springs.

Sitem mechanical resistance is tested according to UNE-EN 12727. Protection against UV light according to the UNE-EN 13200-4 standard. Flame retardant on demand.

PREMIUM OPTION: With padding on the backrest and seat.

SUITE OPTION: Fully upholstered seat- base and backrest, increasing the spectator comfort. Recommended for VIP areas in high-level sports facilities.

Seat-base and backrest made of a S-235-JR and S-275-JR steel frame, covered with polyurethane foam. Both parts are completely upholstered with weather-resistant fabric, suitable for indoor and outdoor use.

BRACKETS

Fixing system adaptable to any geometry of the grandstands. Riser or floor mounted benches (up to 4 seats) or individual brackets fixed by 3 anchoring points. Both, benches and brackets, are made of steel, with rail section dimensions 60x40 mm




420^{BASIC}

Sitem Folding Seats



Blow moulding seat and backrest.



440^{BASIC}

Sitem Folding Seats



Blow moulding seat and backrest.



440^{PREMIUM}

Sitem Folding Seats



Blow moulding seat and backrest with upholstered padding fixed on backrest and seat.



480 BASIC

Sitem Folding Seats



Blow moulding seat and backrest.




480 PREMIUM

Sitem Folding Seats



Blow moulding seat and backrest with upholstered padding fixed on backrest and seat.



480 SUITE

Sitem Folding Seats



Seat-base and backrest made of steel frame, covered with polyurethane foam completely upholstered.



METAL COATING

Tested by salt spray test applied during 500 hours without metal base corrosion.



Hot dip galvanized by immersion. Galvanized coating thickness of 55-70 µm according to UNE-EN 1179 and UNE-EN ISO 1461 (Table 2).



Cataphoresis and epoxy-polyester powder paint. Coating thickness of 60-80 µm. RAL 9005.

COLOURS AND FINISHING

SEAT AND BACKREST

We develop any RAL colour technically available according to each project.



SIDE STRUCTURE

1150
RAL 9005



ACCESSORIES

NUMBERING PLATES

Available row and seat numbering in PVC and aluminium. Fixed with rivets or adhesive. Seat numbering plate dimensions: 24x44 mm



CUP HOLDER

Fixed to the armrest. Dimensions: 100x110x90 mm Ø75 mm of diameter. Manufactured in polypropylene.



FIXED ARMREST

Fixed to the rail. Dimensions: 360x250x60 mm. Manufactured in polyamide reinforced with fiberglass up to 30%. Mechanical resistance according to UNE-EN 12727.



FOLDING ARMREST

Recommended in telescopic stands. Dimensions: 400x266x45 mm. Armrest structure made in polyamide reinforced with fiberglass up to 30%, with a top part made of copolymer polypropylene. The armrest is fixed to the rail. It complies with mechanical resistance according to the UNE-EN 12727.



EXTRA ACCESSORIES AND FINISHINGS FOR PREMIUM AND SUITE VERSIONS


UPHOLSTERY

Wide range of colours available, outdoor or indoor venues.



NUMBERING PLATE

Sittem Suite numbering in PVC and adhesive aluminium.



FIXED UPHOLSTERED ARMREST

Upholstered sides according to project, for indoor or outdoor use.



ACOUSTIC COVER (ONLY AVAILABLE FOR SITTEM 440)

Seat cover to improve the acoustic absorption of the seat made by injection moulding in polypropylene. It is fixed to the seat base by 4 screw points and covers a panel of sound-absorbing material. Sound absorption measurement according to UNE-EN ISO 354:2004.

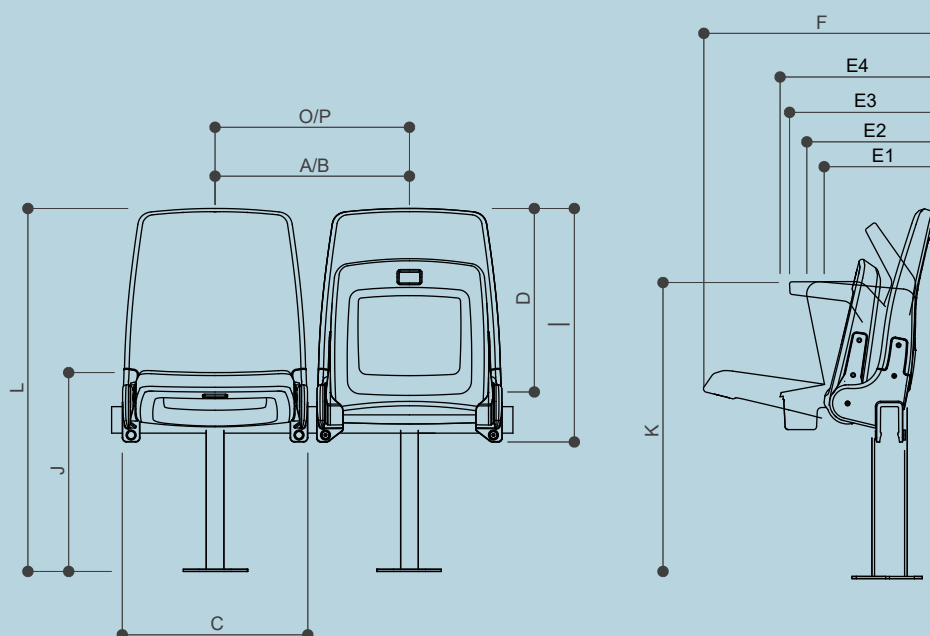


420 BASIC

Sittem Folding Seats

SEATS AND ACCESSORIES DIMENSIONS

| Dimensions (mm) Dimensional variation (+/- 5 mm) | Seat | Shared armrest | | | | Double Armrest | | | |
|--|----------|---|--|-----------------|--------------------------------|--|--|-----------------|--------------------------------|
| | | Fixed armrest (same dimensions with upholstery) | Fixed armrest with cupholder (same dimensions with upholstery) | Folding armrest | Folding armrest with cupholder | Fixed armrest same dimensions with upholstery) | Fixed armrest with cupholder (same dimensions with upholstery) | Folding armrest | Folding armrest with cupholder |
| Minimum distance between axes (A) | 420 | 475 | | | | 530 | | | |
| Recommended distance between axes [B] | 430 | 495 | | | | 560 | | | |
| Minimum seat width [C] | 420 | 550 | | | | 550 | | | |
| Depth (closed seat) (E1,E2,E3 y E4) | E1 (253) | E2 (292) | E4 (352) | | | E2 (292) | E4 (352) | | |
| Depth (open seat) (F) | 525 | | | | | | | | |
| Depth (closed seat and armrest up) [E1] | | | | E1 (253) | | | | E1 (253) | |
| Seat height (I) | 528 | | | | | | | | |
| Backrest height (D) | 420 | | | | | | | | |
| Open seat-base height [J] | 450 | | | | | | | | |
| Armrests height (K) | 650 | | | | | | | | |
| Overall height (L) | 820 | | | | | | | | |



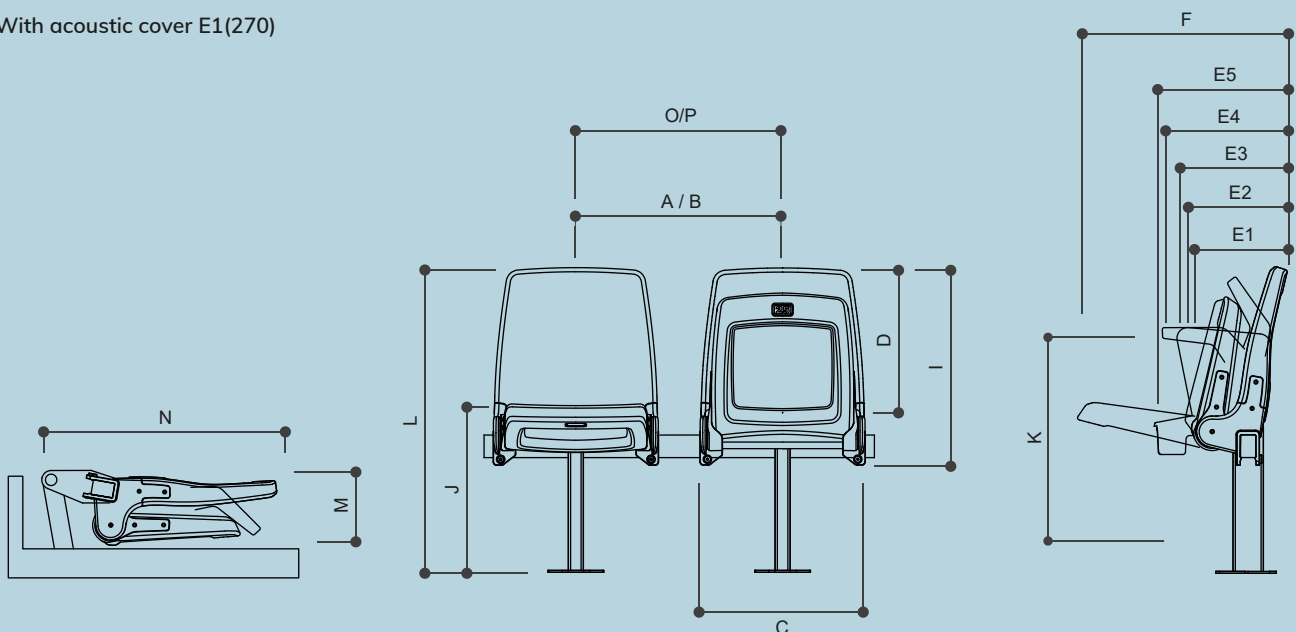
440 BASIC & PREMIUM

Sittm Folding Seats

SEATS AND ACCESSORIES DIMENSIONS

| Dimensions (mm) Dimensional variation (+/- 5 mm) | Seat | Shared armrest | | | | Double Armrest | | | |
|--|--------------|---|--|-----------------|--------------------------------|---|--|-----------------|--------------------------------|
| | | Fixed armrest (same dimensions with upholstery) | Fixed armrest with cupholder (same dimensions with upholstery) | Folding armrest | Folding armrest with cupholder | Fixed armrest same dimensions with upholstery | Fixed armrest with cupholder (same dimensions with upholstery) | Folding armrest | Folding armrest with cupholder |
| Minimun distance between axes (A) | 440 | 495 | 500 | 480 | 510 | 590 | 590 | 560 | 590 |
| Recommended distance between axes [B] | 450 | 500 | 500 | 500 | 550 | 600 | 600 | 580 | 600 |
| Minimum seat width [C] | 440 | 495 | 520 | 480 | 525 | 590 | 590 | 560 | 610 |
| Depth (closed seat) (E1,E2,E3 y E4) | E1 (253) (*) | E2 (290) | E4 (350) | E1 (253) | E3 (350) | E3 (290) | E5 (350) | E3 (290) | E5 (350) |
| Depth (open seat) (F) | 550 | | | | | | | | |
| Depth (closed seat and armrest up) [E1] | | | | E1 (250) | | | | E1 (250) | |
| Seat height (I) | 525 | | | | | | | | |
| Backrest height (D) | 434 | | | | | | | | |
| Open seat-base height [J] | 450 | | | | | | | | |
| Armrests height (K) | 650 | | | | | | | | |
| Overall height (L) | 820 | | | | | | | | |
| Minimum space required for telescopic stands [M] | 204 | | | 204 | E1 (250) | | | 204 | E1 (250) |
| Folded seat depth [N] | 650 | | | 650 | | | | 650 | |

(*) With acoustic cover E1(270)

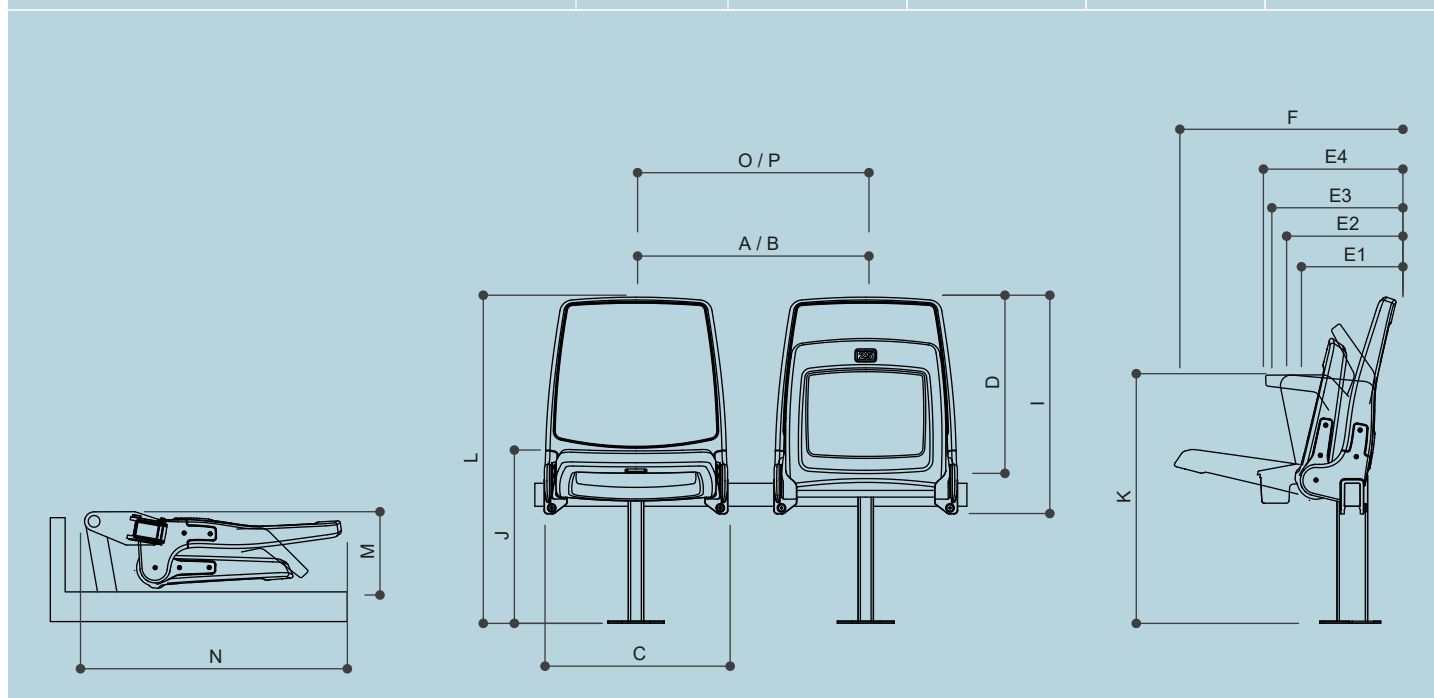


480 BASIC & PREMIUM

Sittem Folding Seats

SEATS AND ACCESSORIES DIMENSIONS

| Dimensions (mm) Dimensional variation (+/- 5 mm) | Seat | Shared armrest | | | | Double Armrest | | | |
|--|----------|---|--|-----------------|--------------------------------|--|--|-----------------|--------------------------------|
| | | Fixed armrest (same dimensions with upholstery) | Fixed armrest with cupholder (same dimensions with upholstery) | Folding armrest | Folding armrest with cupholder | Fixed armrest same dimensions with upholstery) | Fixed armrest with cupholder (same dimensions with upholstery) | Folding armrest | Folding armrest with cupholder |
| Minimun distance between axes (A) | 480 | 535 | 535 | 520 | 540 | 590 | 590 | 560 | 590 |
| Recommended distance between axes [B] | 500 | 550 | 550 | 530 | 550 | 600 | 600 | 580 | 600 |
| Minimum seat width [C] | 480 | 535 | 555 | 520 | 560 | 590 | 590 | 560 | 610 |
| Depth (closed seat) (E1,E2,E3 y E4) | E1 (265) | E2 (300) | E4 (362) | E3 (340) | | E2 (300) | E4 (362) | E3 (340) | |
| Depth (open seat) (F) | 580 | | | | | | | | |
| Depth (closed seat and armrest up) [E1] | | | | E1 (265) | | | | E1 (265) | |
| Seat height (I) | 570 | | | | | | | | |
| Backrest height (D) | 480 | | | | | | | | |
| Open seat-base height [J] | 450 | | | | | | | | |
| Armrests height (K) | 650 | | | | | | | | |
| Overall height (L) | 855 | | | | | | | | |
| Minimum space required for telescopic stands [M] | 215 | | | 215 | E1 (265) | | | 215 | E1 (265) |
| Folded seat depth [N] | 695 | | | 695 | | | | 695 | |



480 SUITE

Sittem Folding Seats

SEATS AND ACCESSORIES DIMENSIONS.

| Dimensions (mm) Dimensional variation (+/- 5 mm) | Seat | Shared armrest | | | | Double Armrest | | | |
|--|----------|---|--|-----------------|--------------------------------|---|--|-----------------|--------------------------------|
| | | Fixed armrest (same dimensions with upholstery) | Fixed armrest with cupholder (same dimensions with upholstery) | Folding armrest | Folding armrest with cupholder | Fixed armrest (same dimensions with upholstery) | Fixed armrest with cupholder (same dimensions with upholstery) | Folding armrest | Folding armrest with cupholder |
| Minimun distance between axes (A) | 480 | 535 | 535 | 520 | 540 | 590 | 590 | 560 | 590 |
| Recommended distance between axes [B] | 500 | 550 | 550 | 530 | 550 | 600 | 600 | 580 | 600 |
| Minimum seat width [C] | 480 | 535 | 555 | 520 | 560 | 590 | 590 | 560 | 610 |
| Depth (closed seat) (E1,E2,E3 y E4) | E1 (265) | E2 (300) | E4 (362) | E3 (340) | | E2 (300) | E4 (362) | E3 (340) | |
| Depth (open seat) (F) | 565 | | | | | | | | |
| Depth (closed seat and armrest up) [E1] | | | | E1 (265) | | | | E1 (265) | |
| Seat height (I) | 608 | | | | | | | | |
| Backrest height (D) | 515 | | | | | | | | |
| Open seat-base height [J] | 450 | | | | | | | | |
| Armrests height (K) | 650 | | | | | | | | |
| Overall height (L) | 890 | | | | | | | | |
| Minimum space required for telescopic stands [M] | 220 | | | 220 | E1 (265) | | | 220 | E1 (265) |
| Folded seat depth [N] | 730 | | | 730 | | | | 730 | |

